



## Inclining block




Different rates are charged for electricity use. The first part of electricity use is cheaper than all usage after it.

## Declining block



The first part of electricity use is more expensive than all usage after it.

## Flat tariff




All electricity use is charged at the one price. Many homes in regional NSW are on this tariff.

## Time-based pricing



The rate for electricity use changes at different times of the day. It is usually cheaper in off peak periods and more expensive in peak times.

## Capacity or demand charge



A charge based on the maximum amount of electricity used during a period of time.

Usually applies to large businesses and covers costs for networks to meet the businesses' peak use.

## Load control



A cheaper rate is charged to allow networks to turn off appliances in your home at certain times, like off peak hot water.