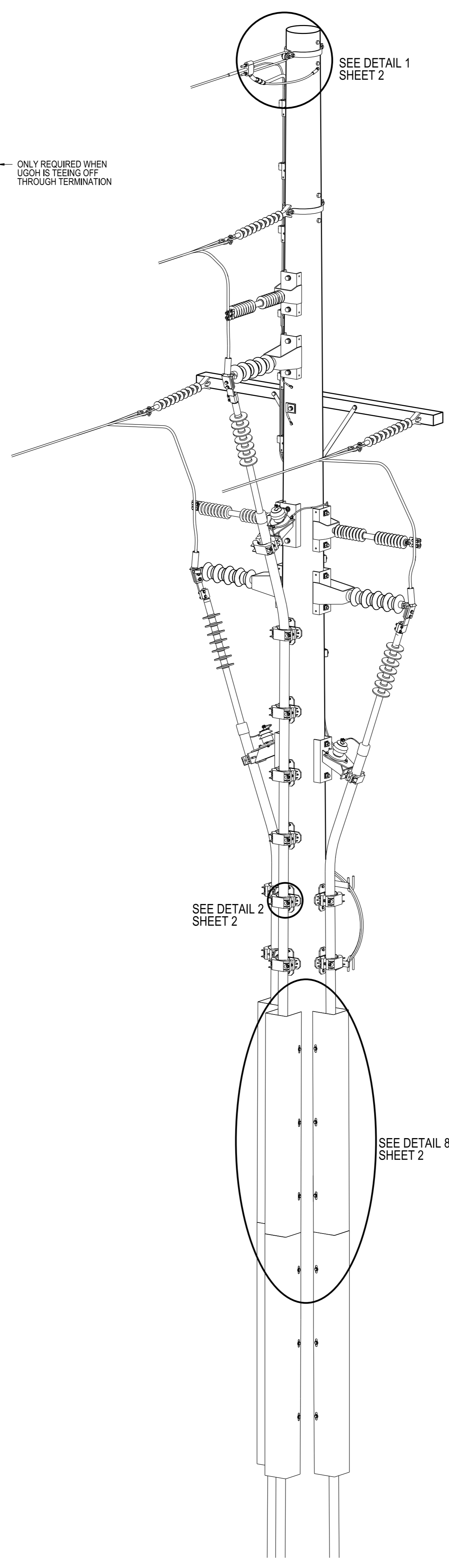
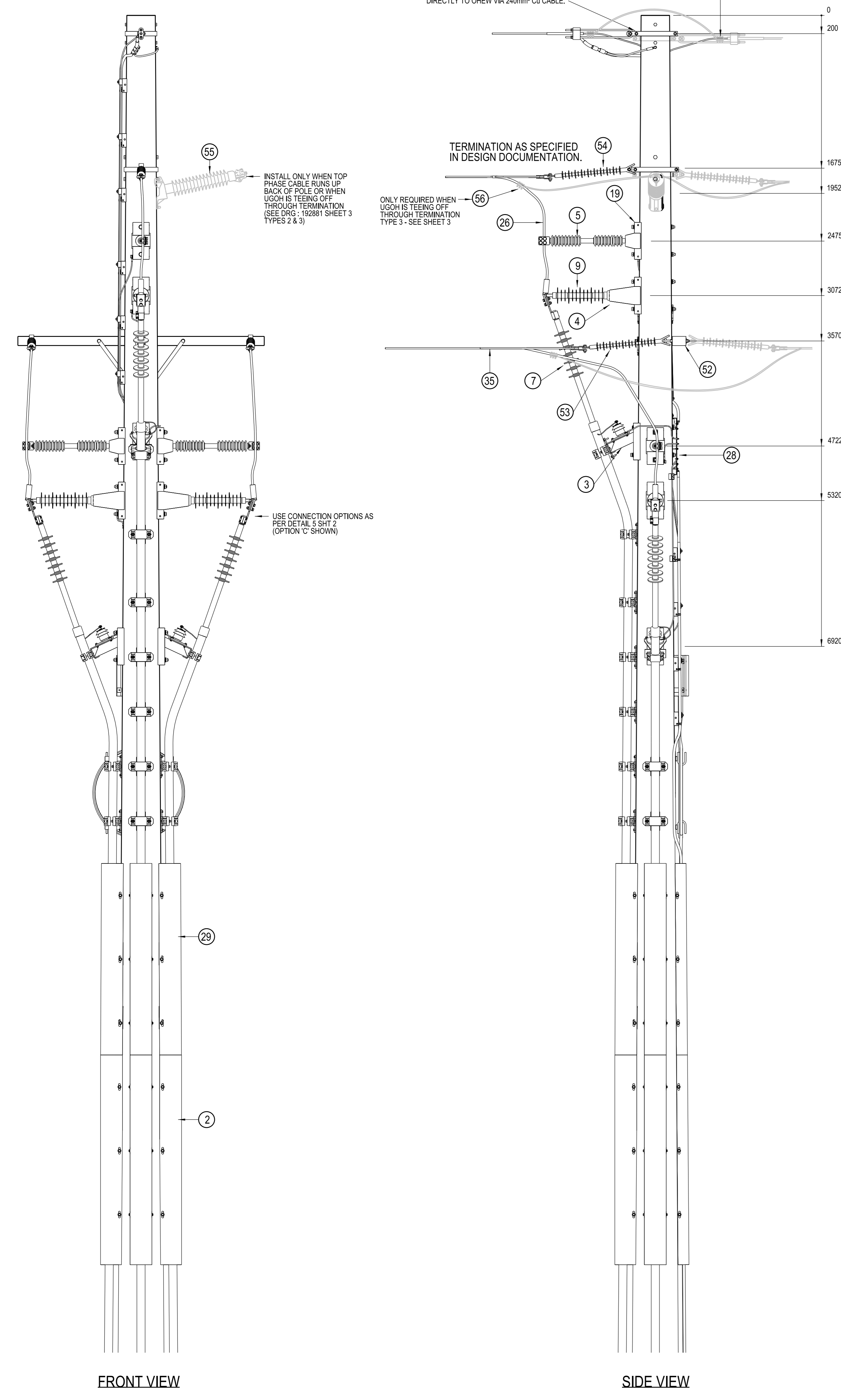
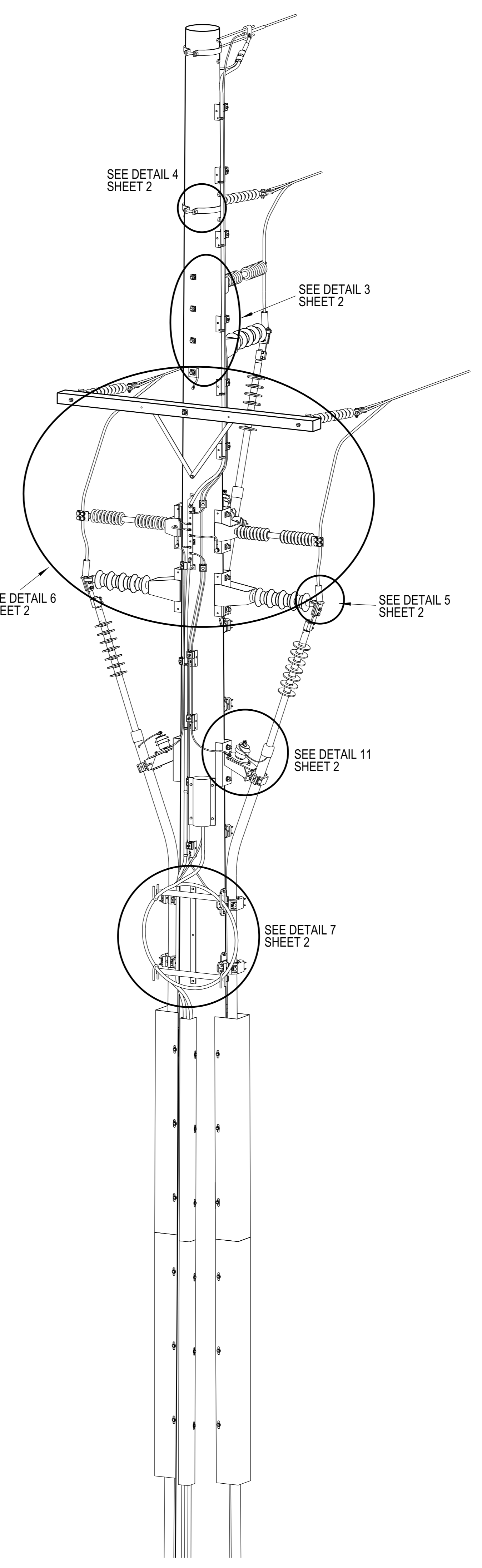


ITEMS SHOWN IN GREY ARE FOR TYPE 3 OPTION. REFER TO SHEET 3 FOR THE DIFFERENT LAYOUT OPTIONS.

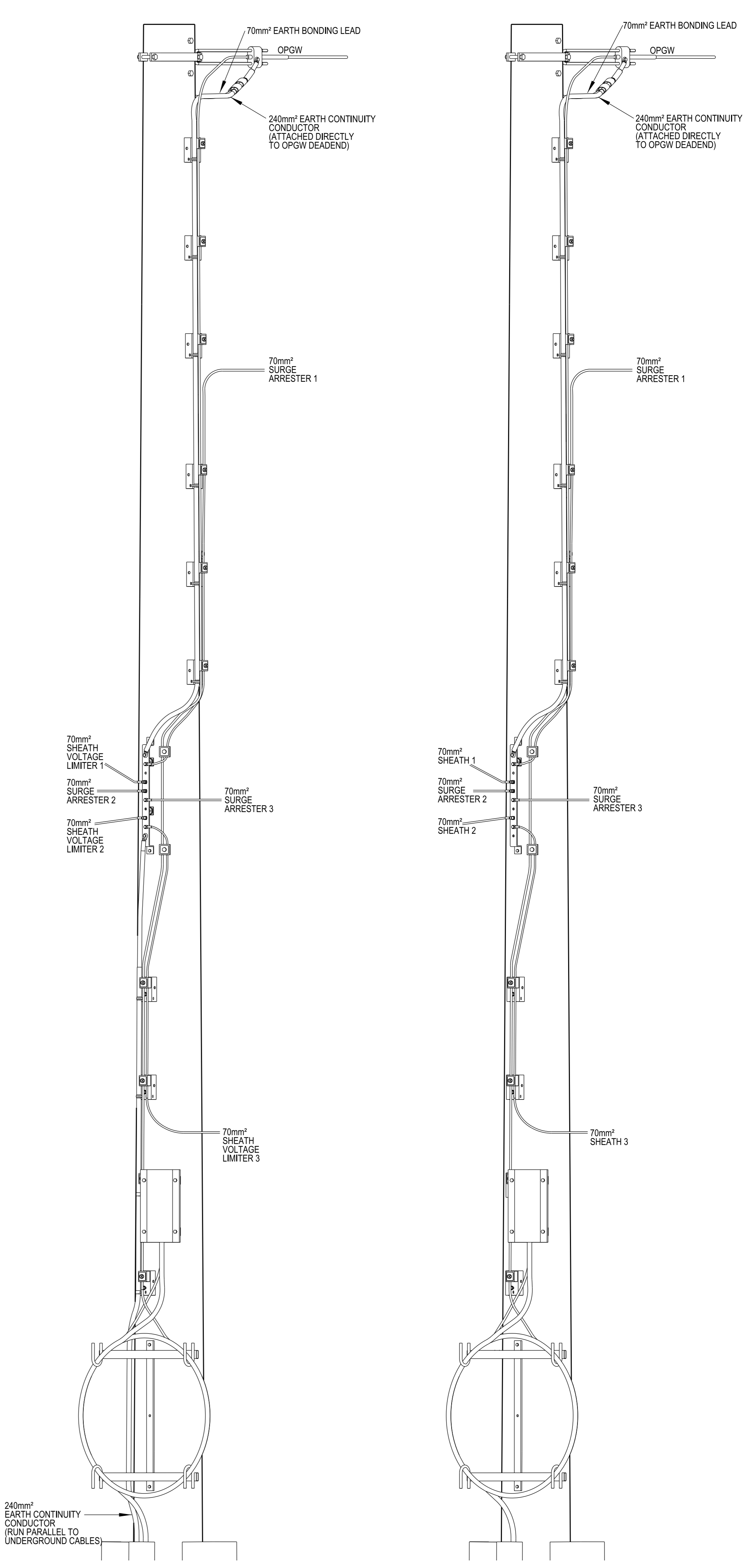


FRONT ISOMETRIC VIEW  
NOT TO SCALE



REAR ISOMETRIC VIEW  
NOT TO SCALE

NOTE: ORIENTATION OF POLE  
REFER TO SHEET 3 AND ROUTE PLAN FOR POLE TOP ARRANGEMENT. THE POLE MUST BE INSTALLED AT THE CORRECT ORIENTATION TO ENSURE THE EARTH CONDUCTORS AND FIBRES RUN UP THE CORRECT SIDE OF THE POLE AS SHOWN ON SHEET 3. POLE TOP TYPE 1, 2 OR 3 IS TO BE NOMINATED ON THE ROUTE PLAN.



EARTHING SCHEMATIC - OPTION 1  
SINGLE POINT BONDED SYSTEM  
NOT TO SCALE

EARTHING SCHEMATIC - OPTION 2  
CROSS BONDED SYSTEM  
NOT TO SCALE

TYPE 1 DETAILS SHOWN ON THIS SHEET  
(REFER TO SHEET 3 FOR THE DIFFERENT LAYOUT OPTIONS)

THIS DRAWING IS TO BE READ IN CONJUNCTION WITH SHEET 2 & SHEET 3

1	DATE: 18/02/2010 DRAWN BY: ADAM BRADFORD CHECKED BY: GLENN FORD NOTES: 1. SHOW LOWER CABLE COVERS.
2	DATE: 22/07/2010 DRAWN BY: GLENN FORD CHECKED BY: ADAM BRADFORD NOTES: 1. CLAMPS CHANGED.
3	DATE: 05/01/2012 DRAWN BY: GLENN FORD CHECKED BY: ADAM BRADFORD NOTES: 1. SHEET 3 ADDED.

ASSOCIATED DRAWINGS	

**Ausgrid**  
145 NEWCASTLE ROAD  
WALLSEND NSW 2287  
PHONE: 02 4951 9388  
FAX: 02 4951 9389

DESIGNED: ADAM BRADFORD	DRAWN: PATRICIA RIOS	PROJECT No.:	STD:	SIZE:	DRAWING No.:	SHEETS:	APP:
CHECKED: ADAM BRADFORD	AUTHORISED: GLENN FORD	1703/009	-	A0	192881	01 of 3	3
DATE: 17/03/09	SCALE: 1:25						
MAP REF: -	LOI: -						
PROJ/TRAK No.:							

CONSTRUCTION ISSUE

STANDARD CONSTRUCTION  
66kV UG OH ON CONCRETE POLE  
SINGLE CABLE PER PHASE  
GENERAL ARRANGEMENT